

Discussion

Statistical method

Results

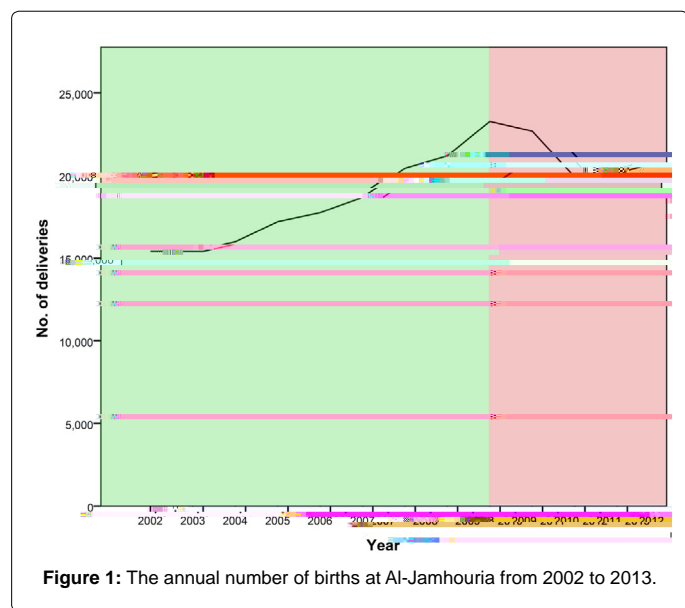






Figure 1: The annual number of births at Al-Jamhouria from 2002 to 2013.

Year	Vaginal Delivery				Cesarean Delivery		Intrauterine Death		Total Deliveries		Daily Deliveries
	Unassisted		Assisted		n	%	n	%	n	%	n
	n	%	n	%							
2002	12712	82.6	204	1.3	2236	14.5	254	1.6	15406	100.0	42.2
2003	12422	80.6	290	1.9	2477	16.1	213	1.4	15402	100.0	42.2
2004	12600	78.7	494	3.1	2653	16.6	248	1.6	15995	100.0	43.8
2005	13227	76.9	458	2.7	3255	18.9	264	1.5	17204	100.0	47.1
2006	13337	75.2	452	2.5	3646	20.5	318	1.8	17753	100.0	48.6
2007	14150	75.7	439	2.4	3793	20.3	298	1.6	18680	100.0	51.1
2008	15733	77.0	738	3.6	3615	17.7	351	1.7	20437	100.0	56.0
2009	15461	72.9	761	3.6	4654	22.0	320	1.5	21196	100.0	58.0
2010	16336	70.2	785	3.4	5803	24.9	351	1.5	23275	100.0	63.7
2011	15717	69.3	690	3.0	5982	26.4	294	1.3	22683	100.0	62.1
2012	13226	66.4	909	4.6	5499	27.6	277	1.4	19911	100.0	54.5
2013	14278	69.1	291	1.4	5797	28.1	290	1.4	20656	100.0	56.6
Total	169199	74.0	6511	2.8	49410	21.7	3478	1.5	228598	100.0	48.1

Table 1: Annual number of births at Al-Jamhouria from 2002 to 2013.



Conclusion



References

1. Ó [áæ]áZÉ(CE*)æ^à^!áSÉ!þæ*^|\^!^!áÞÉ!Úcá!í!} *ÁÓÉ!V^ { { ^! { æ } Á T É!^!cæ!É!QGEFÍDÁ Ú!^* } æ } & ^! [^c& [{ ^!hí } ÁÓ^ } * @æ : æ!S!á^ æ!á^~ [!^!æ } á!á^ í! } * Ác@^!æ! { ^!á!& [] 'í&c! in 2011. East Mediterr Health J 20: 175-180.
2. Ó [áæ]áZÉ(CE*)æ^à^!áS!QGEFGD!V@^!^!^!&c! [-!æ! { ^!á!& [] 'í&c! [] Á! • [] } cæ } ^ [^! • Á æ! [í! [] • hí } ÁÓ^ } * @æ : í . S!á^ æ!á] É!F Í HÉ!Ú!^! • ^! } c^!á!æc!ÓUÓ!QGEFF! Á!Úæ!í! • É!Ø!æ } & É!á
3. Bodalal Z, Mansor S (2013) Gunshot injuries in Benghazi-Libya in 2011: the S!á^æ }!& [] 'í&c!æ } á!á^ [] Á